

MINK MODULAR COMBAT SUPPORT VEHICLE



CAPABILITY DESCRIPTION

 MINK MORTAR SYSTEM // MMS

MODULAR COMBAT SUPPORT VEHICLE

DESIGN AND SAFETY

PROTECTION LEVELS

- Protected passenger monocoque cell
- Ballistic protection on passenger cabin is STANAG level 2 as standard with STANAG level 3 optionally available.
- The blast frame and cabin floor act as a blast attenuating double skin, energy absorbing mechanism and provides exceptional safety characteristics for the occupants of the vehicle.

Mine & IED protection up to STANAG levels 3A & 3B

Protected engine compartment

- Radiator grill and engine compartment sides protected to STANAG level 2.
- Bonnet protected to STANAG level 2 at 45 degrees angle of incidence.



MODULAR COMBAT SUPPORT VEHICLE

TECHNICAL SPECIFICATIONS

| Parameter | MMS Specification |
|---------------------|---|
| Engine | 6.7 l Cummins / 300 hp/ 223 kW 6.8 l MAN (OPTION) 340 hp/ 253 kW |
| Torque | 1100Nm/ 1200NMm @1200 - 1800rpm |
| Transmission | Allison 6-speed Automatic |
| Engine Idle | 750 - 850 rpm |
| Range | 700 km |
| GVW/ Payload: MINK2 | 12,000 kg/ 2.700 kg, 2.000 kg (STANAG 2, 3) |
| GVW/ Payload: MINK3 | 20,000 kg/ 9.000 kg, 8.000 kg (STANAG 2, 3) |
| Alternator | 24 V/ 360 A Standard: 1 st belt: Alternator, Engine, water pump 2 nd belt: AC system and auxiliary equipment |
| Batteries | x 2 at the front, inside engine compartment x 2 in the v-hull compartment (option) |

| Parameter | MMS Specification |
|------------------------------|---------------------------------------|
| Dimensions (LWH): MINK2 | 6.120 x 2.370 x 2.640 mm |
| Dimensions (LWH): MINK3 | 7.000 x 2.370 x 2.640 mm |
| Track Width/ Axle | 1.908 mm/ 4x4 independent front/ rear |
| Wheel Base: MINK2 | 3.600 mm |
| Wheel Base: MINK3 | 3.830 mm |
| Ground Clearance | 484 mm |
| Angle of approach/ departure | 40 degrees |
| Obstacle Crossing | 484 mm |
| Crew Capacity: MINK2 | 6-8 |
| Crew Capacity: MINK3 | 10-12 |
| Protection Level | STANAG 4569 3A/3B |

MODULAR COMBAT SUPPORT VEHICLE


TECHNICAL SPECIFICATIONS

PERFORMANCE MMS STANDARD


| | |
|-----------------------|----------|
| Range | 700km |
| Maximum Speed on Road | 120km/h* |



GRADEABILITY = 60%



TRENCH = 850 mm*



SIDE SLOPE = 35%

*Limited to tire manufacturer specifications

MODULAR COMBAT SUPPORT VEHICLE

STANDARD AND OPTIONAL EQUIPMENTS

| STANDARD EQUIPMENT | OPTIONAL EQUIPMENT | |
|---|---|---|
| <ul style="list-style-type: none"> ▪ CAN Bus Electrical System ▪ Forward and Rear View Cameras ▪ Air Conditioning Unit, tropical or extreme desert options ▪ Central Tire Inflation System (CTIS) ▪ Run-flat inserts in all tires ▪ Anti-Locking Brake System (ABS) ▪ Central Main Switch ▪ Battery protection system ▪ Mine blast certified seats ▪ Multipoint seat belts ▪ Towing Eyes ▪ Black out lighting ▪ Engine fire suppression system | <ul style="list-style-type: none"> ▪ Customer equipment integration ▪ Self Recovery Winch ▪ NBC overpressure filtration system ▪ Sniper detection system ▪ Fire suppression system underbody ▪ Smoke grenade launchers ▪ Weapon mount* ▪ Turret options ▪ Strobe lights ▪ IED Jamming systems ▪ Night Vision System ▪ Fit for radio and navigation system | <ul style="list-style-type: none"> ▪ PA /Intercom system ▪ Converter 24V to 220-230V ▪ Window wire mesh protection ▪ Antenna mounts ▪ Rifle holders ▪ Wire cutters ▪ Camera recording system with DVR ▪ FLIR and thermal vision systems |


MODULAR COMBAT SUPPORT VEHICLE

WEAPON STATION WITH MULTI ARMAMENT CONFIGURATION

- Operating and reloading under full protection.
- Option to integrate most remote weapon stations.

Technical Data:

| Caliber | Ammo Supply |
|-------------------------------|--------------|
| 5.56mm | 400 rounds |
| 7.62mm | 350 rounds |
| 12.7mm | 170 rounds |
| 40mm AGL | 44 rounds |
| Traverse range | n x 360° |
| Elevation range | -10° to +45° |
| Bearing diameter | 840mm |
| Weight standard configuration | 265kg |



MODULAR COMBAT SUPPORT VEHICLE

CAPABILITY DESCRIPTION

Capability Overview

The MINK Mortar Carrier is a highly mobile vehicle designed to carry mortar systems (80mm to 120mm), ammunition, and a crew to provide rapid, indirect fire support to infantry or special operations forces. This system bridges the gap between heavy, slow-moving artillery and dismounted infantry weapons, offering "shoot-and-scoot" capabilities for increased battlefield survivability.



MODULAR COMBAT SUPPORT VEHICLE

CAPABILITY DESCRIPTION

Mission Role

MMS supports the following operational roles:

- Immediate Indirect Fire Support: They provide rapid, high-angle fire to engage enemies, especially in complex terrain like urban environments, forests, or defilade, where direct-fire weapons are less effective.
- "Shoot-and-Scoot" Capabilities: A critical function is the ability to deploy, fire, and relocate within seconds (often under 30 seconds), protecting the crew from enemy counter-battery fire.
- Supporting Maneuver Units: They operate in conjunction with light armored reconnaissance (LAR) or infantry units to provide fire support for attacking or defending forces.
- Versatile Fire Mission Execution: Beyond high-explosive (HE) rounds, they deliver smoke for screening and illumination for night operations.
- Armor/Protection: The vehicle provides armor protection for the mortar crew and ammunition against small arms fire and shrapnel.

MODULAR COMBAT SUPPORT VEHICLE

CAPABILITY DESCRIPTION

Key Performance Characteristics

- **Rapid Deployment/High "Shoot and Scoot" Capability:** Modern light mortar carriers can move, stop, and fire within 30 to 60 seconds, and can typically relocate within 1–2 minutes after firing, which helps them avoid counter-battery fire.
- **High Rates of Fire:** These systems offer increased firepower compared to dismounted mortars, with burst rates often ranging from 12 to 16 rounds per minute, and sustained rates around 3–4 rounds per minute.
- **Advanced Fire Control Systems (FCS):** Many utilize automated, digital, and computerized fire control systems, including INS (Inertial Navigation Systems) and GPS, to provide highly accurate, immediate fire support without requiring traditional ground surveying.
- **High Mobility:** Designed for rapid deployment and can maneuver quickly with frontline infantry units over diverse, rugged, or narrow terrain.
- **Versatile Ammunition Range:** They can fire a variety of 60mm, 81mm, or 120mm ammunition, including high-explosive (HE), illumination, smoke, and precision-guided rounds.
- **Targeting and Integration:** They are often integrated with Battlefield Management Systems (BMS) or C4I systems for real-time target data from forward observers or UAVs.
- **Minimal Crew Requirements:** Due to automation, this system can be operated by a small crew of 2–3 personnel.
- **Minimum/Maximum Range:** Depending on the caliber, these systems can engage targets from very close range up to 9 km and with Advanced rocket-assisted projectiles (RAP) up to 15 km.

MODULAR COMBAT SUPPORT VEHICLE

CAPABILITY DESCRIPTION

Engagement Modes

MMS offers flexible engagement options:

- a. Aiming Modes (Tactical Engagement)
 - Direct Lay: The gunner directly sights the target. This is used for immediate, direct fire, but is the least survivable method as it exposes the crew.
 - Direct Alignment: The forward observer (FO) sees the target and the effects of the fire while the mortar is slightly offset to keep the crew out of direct line of sight. This allows for rapid, responsive fire while maintaining some protection.
 - Indirect Fire (FDC Supported): The mortar is laid using data from a Fire Direction Center (FDC). This is used for planned, accurate fire from covered positions (e.g., behind buildings or in pits).



MODULAR COMBAT SUPPORT VEHICLE

CAPABILITY DESCRIPTION

Engagement Modes

MMS offers flexible engagement options:

b. Tactical Employment (Operational Context)

- Shoot and Scoot: Specifically for mobile mortar systems, the crew fires a few rounds and relocates within minutes (e.g., in under 3 minutes) to avoid counter-battery fire.
- Hide and Shoot: In urban or high-threat environments, the crew stays concealed, emplacing the baseplate only when firing, then immediately masking or breaking down the weapon to survive enemy detection.
- Emergency Occupation: The mortar is brought into action instantly when a call for fire is received while the platoon is moving.
- Hasty/Deliberate Occupation: These involve rapidly (hasty) or carefully (deliberate) selecting, preparing, and occupying firing positions based on the time available.

MODULAR COMBAT SUPPORT VEHICLE

CAPABILITY DESCRIPTION

Warhead Options

Depend on Specialized Engagements as
Illumination, Smoke and Interdiction Fire

- Illumination
- Smoke
- High Explosives (HE)
- Precision-Guided (Smart)
- Anti-Personnel/Anti-Material (APAM/MAPAM)



MODULAR COMBAT SUPPORT VEHICLE

CAPABILITY DESCRIPTION

Platforms and Integration

MINK Mortar System is platform-agnostic and can be integrated into:

- MINK2 4x4 Combat Cabin in STANAG 2 or STANAG 3
- MINK3 6x6 Combat Cabin in STANAG 2 or STANAG 3

The system is designed for rapid integration into NATO-standard vehicle architectures and battle management systems.



MODULAR COMBAT SUPPORT VEHICLE

CAPABILITY DESCRIPTION

Survivability and Force Protection

- Beyond-line-of-sight engagement reduces exposure of launch platforms
- Remote operation allows launch from concealed or protected positions
- Networked targeting enables third-party target designation
- These features significantly enhance force survivability in high-threat environments.

Interoperability and Networking

- Compatible with NATO C2 and ISR networks
- Supports joint and combined operations
- Enables sensor-to-shooter connectivity across domains
- MINK MS aligns with NATO concepts such as Multi-Domain Operations (MDO) and Joint Fires.

MODULAR COMBAT SUPPORT VEHICLE

CAPABILITY DESCRIPTION

Operational Advantages

- Rapid "Shoot-and-Scoot" Mobility.
- High Rate of Fire and Responsiveness.
- Enhanced Survivability and Protection.
- Superior Accuracy and Technical Integration.
- Operational Flexibility.
- Improved Logistical Support.

Summary Statement

MMS is a specialized, highly mobile armored or light tactical vehicle designed to carry, deploy and fire 81mm or 120mm mortars, providing rapid, accurate and flexible indirect fire support for light infantry and rapid-deployment forces. It is optimized for "shoot-and-scoot" tactics, allowing crews to fire, move and redeploy in under 30–60 seconds to avoid counter-battery fire.

PARTNERSHIP & CONTACT

SECTOR FOCUSED SOLUTIONS



Ministries



Our platforms support European defense autonomy and NATO interoperability, contributing directly to national security and industrial strength. Designed for seamless integration with allied forces, GermanTec vehicles align with EU strategic goals and compliance requirements.

[Request a strategic briefing](#)

Military



GermanTec Automotive vehicles deliver modular, mission-flexible mobility and certified crew protection for peacekeeping, tactical, and border security operations. Our designs prioritize survivability and adaptability in demanding operational environments.

[Schedule a demo ride](#)

Industry



Open system architecture and standardized interfaces enable collaboration on next-generation vehicle systems. GermanTec Automotive is committed to co-development with European suppliers and supports local production networks.

[Explore partnership opportunities](#)

EMPOWERING MISSION SUCCESS THROUGH CERTIFIED GERMAN ENGINEERING



GERMANTEC AUTOMOTIVE LTD

Kossuth Lajos utca 14-16, I/2,
Budapest, H-1053 Hungary

Phone: +36 1 270-9900
Fax: +36 1 270-9990

GERMANTEC AUTOMOTIVE FZ-LLC

FDBC1725
Compass Building,
Al Shohada Road,
AL Hamra Industrial Zone-FZ,
Ras Al Khaimah, United Arab Emirates

Phone: +971 7 207 75 12

sales@germantec-automotive.com
www.germantec-automotive.com

ISO 9001:2015
ISO 14001:2015
ISO 45001:2018
ISO 3834-2:2005

This publication is issued to provide
outline information only. Specifications,
Design and Illustrations are subject to
change without prior notice.